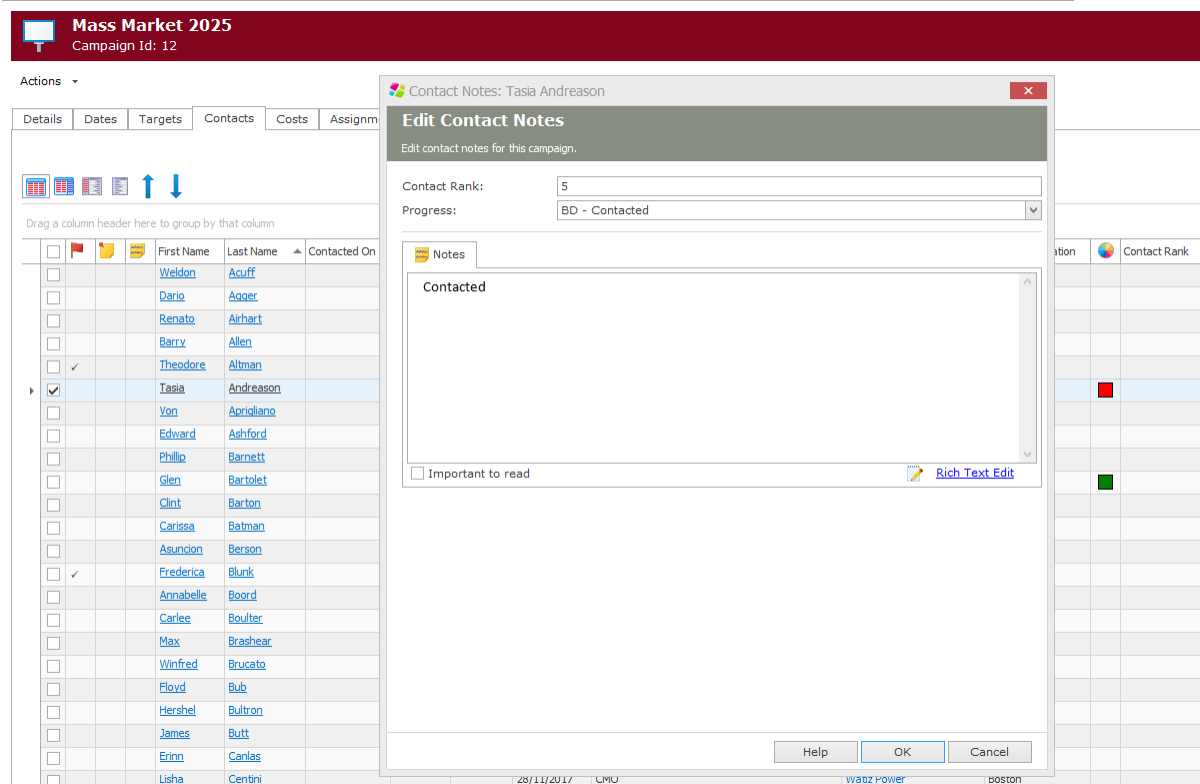

Release Overview – FileFinder 11.45

Here's a snapshot of what we've delivered in this release:

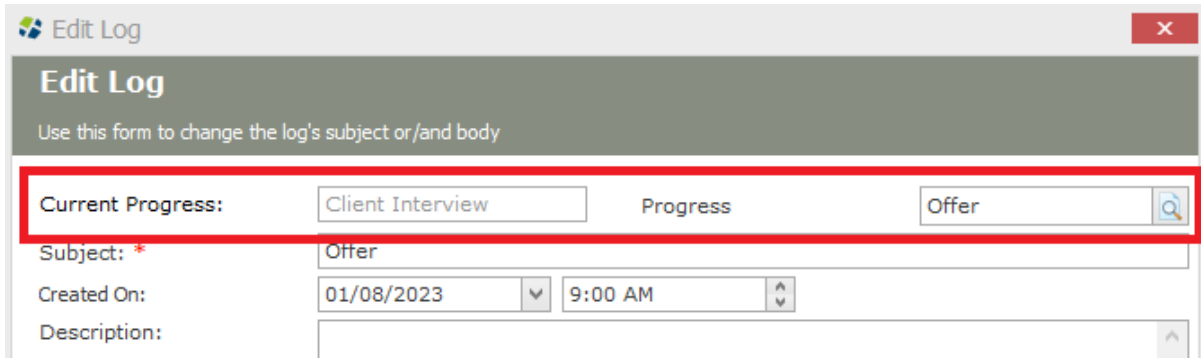
- "Contact Notes" added for Marketing Campaign Contacts
- "Progress" field added to the Edit Log screen
- Web Research improvements
- Assignment Brief text box has been made larger
- Selection alert message improved when using copy/move to an Assignment
- Fixed an issue with Email Template crash in the Interview Wizard
- Fixed an issue with Email template font changing to Times New Roman when sending an email
- Fixed an issue with moving picklists in the FF Admin 'Picklist' area

New Functionality/Features and Enhancements

- **"Contact Notes" added for Marketing Campaign Contacts**
 - Allows users to add Contact Rank, Progress and Notes for Campaign Contacts
 - Contact Rank allows users to add a number between 1 to 999999999

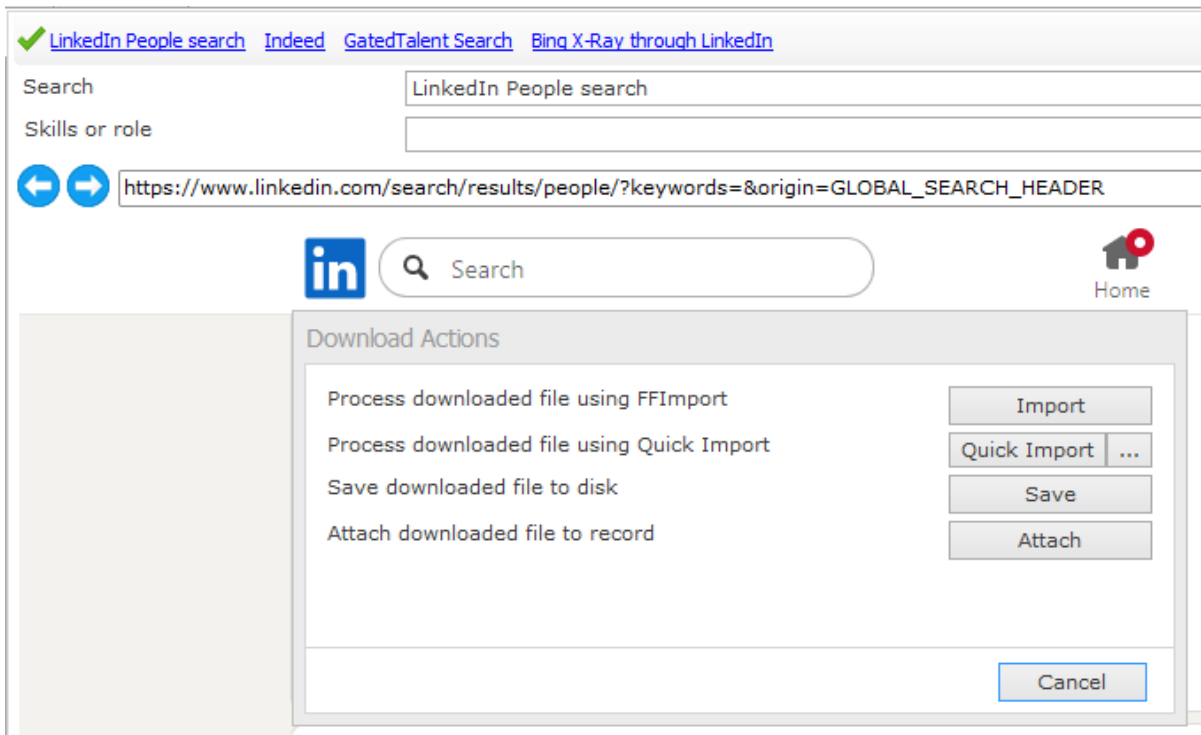


- The 'Contact Rank' and 'Notes' columns have been added to the System Default view and are available as part of the column chooser columns when creating or editing a customisable view
 - 'Edit Contact Notes' is available by using the 'Actions' menu, double-clicking a Contact or by using the right-click 'Edit Contact Notes' option on the Contacts list
- **"Progress" field added to the Edit Log screen**
 - Allows users to change or update the progress when editing a Log related to Assignments, Marketing Campaigns and Introductions

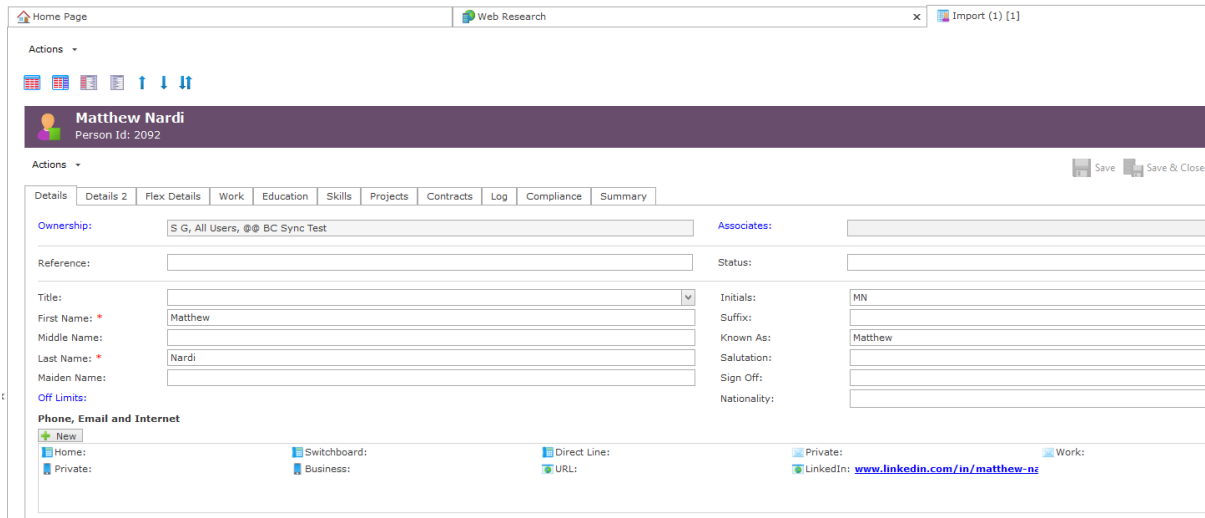


- **Web Research improvements**

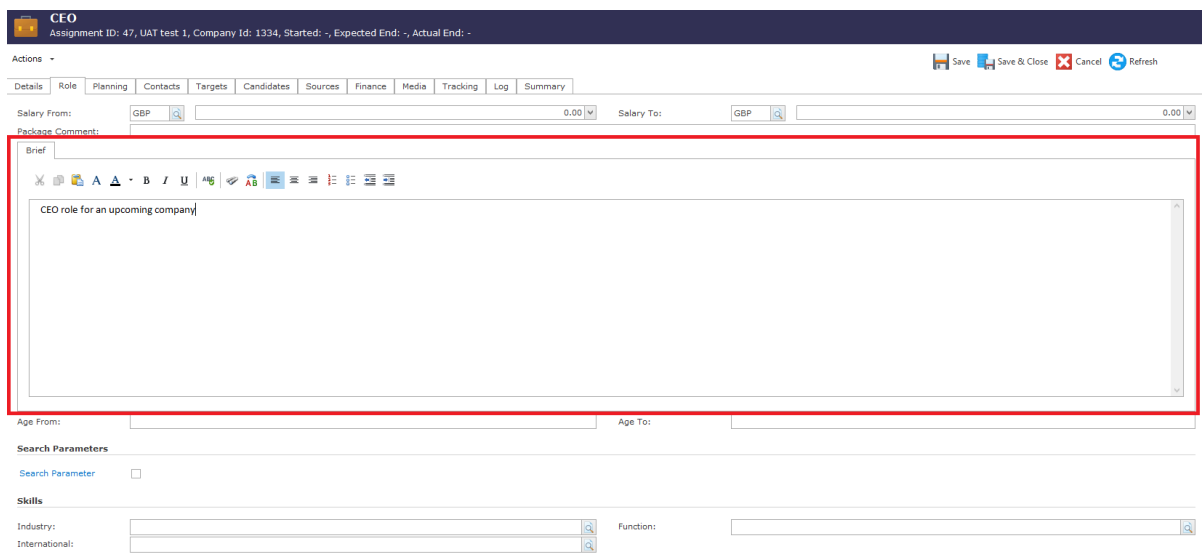
- "Import" and "Quick Import" options have been moved to the top of the Download Actions list



- When using Quick Import in Web Research, it will now automatically open the record in the background after importing the record



- **Assignment Brief text box has been made larger**
 - The Assignment Brief text box has now increased in size for both Assignments and Flex Assignments
 - Allows users to see more information rather than having to scroll down to view the text



- **Selection alert message improved when using copy/move to an Assignment**
 - When copying candidates that were already on an Assignment you had to click on OK for each individual name you copied to that Assignment. This has changed so it just shows the number of candidates that are already on the Assignment

Copy Move Person

Copy Person

To an assignment as a candidate, as a source or to the Scratch Pad. Use the View dropdown to switch between 'My Assignments' and 'All Assignments' on the database.

ceo Find Clear Advanced

View: All Assignments

Assignment No	Assignment Title	Assignment Reference	Status	Name	Create Date	Owning User
2032	ceo1		Started	Ikiru People	22/09/2023	S G
2013	CEO	E111	Started	Ikiru People	05/10/2022	S G
2012	CEO		Started	Ikiru People	25/08/2022	S G
2008	ceo	This is a test to see how much text can fit into t...	Started	test11	26/11/2021	S G

! Candidates Already Existing

17 Candidate(s) already exists on assignment CEO.

OK

Bug Fixes

Interview wizard crash

Assignment Candidate tab
 Select Interview wizard
 Go to the candidate screen and select an email template
 FF crashes

This issue has been fixed

Email template font changes to Times New Roman

Create a new email template in the Assignment Candidate area
 Use the default Calibri font
 Save and send to more than one person
 The font changes to Times New Roman when viewing the email template sent.

This issue has been fixed

Unable to move Picklists in FF Admin 'Picklist' area

When inside the 'Picklist' area, e.g. Industry area. If I click a parent or child picklist and drag it over to another picklist to categorised them better, nothing happens.

The Save and Cancel buttons are highlighted, thinking I've done something but visually nothing has changed.

Login to FF Admin - Customization - Picklists

Search for a picklist and try and move any parent/child picklist area, nothing happens.

This issue has been fixed

Quick Import error on Attachments (Existing record)

Person record

Attachments

Import > Quick Import

You get a "Cannot Connect to Server" error

This has been resolved

No save prompt when adding Notes formatting options

When adding formatting options for text for Assignment/Flex Assignment and Marketing notes, the Save prompt does not get active so you could lose your changes if you close the record.

This issue has been fixed

Company Add New wizard view drop-down

On the Company Add New wizard, the View drop-down is displayed on the possible matches screen but it has no value in it, it should be hidden like the People Add New screen.

This has been done